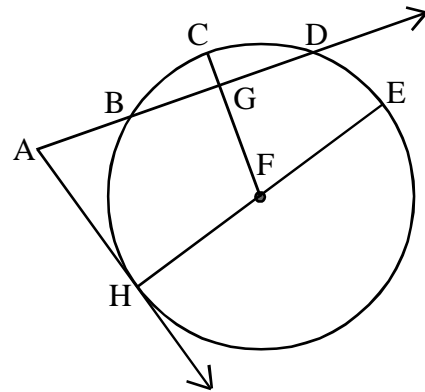


# Circle Review

## Geometry 6.1

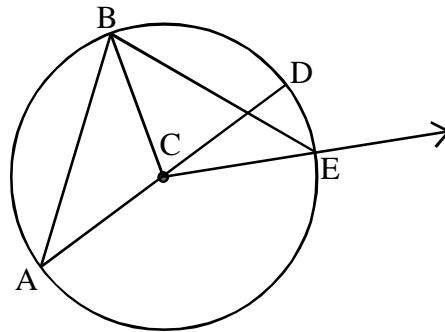
Name each part of the circle below:

1. Name two chords.
2. Name one diameter.
3. Name three radii.
4. Name one tangent.
5. Name two semicircles.
6. Name nine minor arcs.
7. Name one major arc.
8. Draw a circle concentric to circle F.



**Central Angles** have vertices at the center of the circle and endpoints on its circumference.

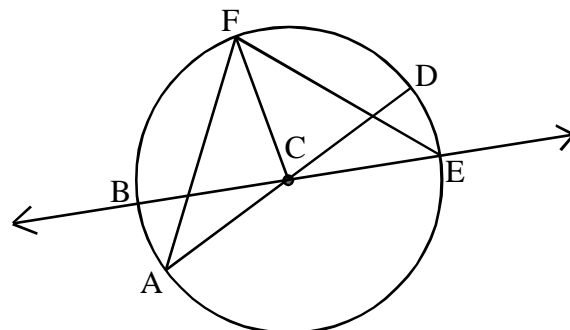
Name all of the central angles in circle C below:



Central angles and the arcs they define have equal measures.

**Inscribed Angles** have vertices and endpoints on a circle's circumference.

Name all of the inscribed angles in circle C below:

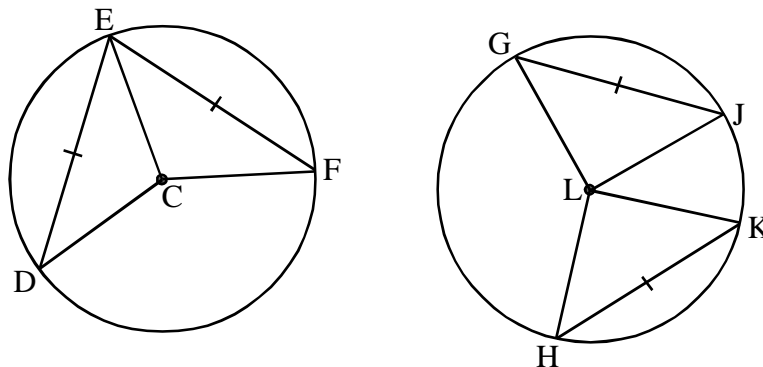


# Chord Properties

## Geometry 6.1

### Explain why: (informal proof)

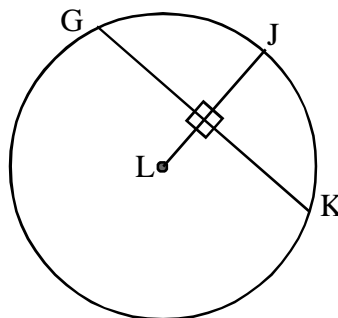
Congruent chords define congruent arcs/central angles.



If two chords on the same circle are congruent, then the arcs and central angles defined by them will be \_\_\_\_\_.

### Explain why: (informal proof)

The radius perpendicular to a given chord bisects it.

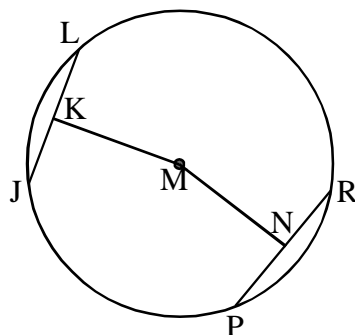


Is the converse true?

### Explain why: (informal proof)

Congruent chords are equidistant from the center of the circle.

Given: Congruent chords  $\overline{JL}$  and  $\overline{PR}$ .



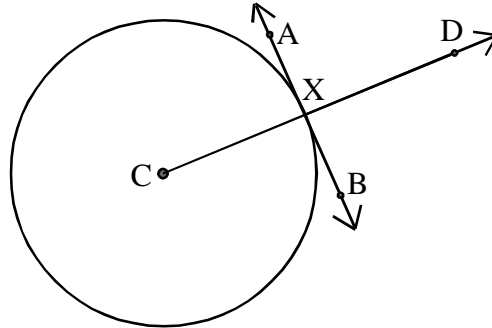
# Tangent Properties

## Geometry 6.2

### 1. Construct a circle with center C.

Draw radius  $\overline{CX}$  so that X is the midpoint of segment  $\overline{CD}$ .

Construct the perpendicular bisector to segment  $\overline{CD}$  through point X and label it line  $\overleftrightarrow{AB}$ .



AB should be tangent to circle C. Complete the statement below about tangent lines:

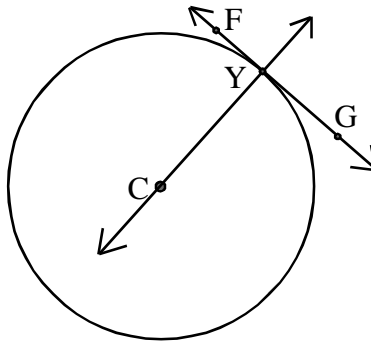
A tangent to a circle will be \_\_\_\_\_ to the radius drawn to the point of tangency.

Try the opposite:

### 2. Construct tangent line FG on circle C so that Y is the point of tangency.

Construct a line perpendicular to line FG through Y.

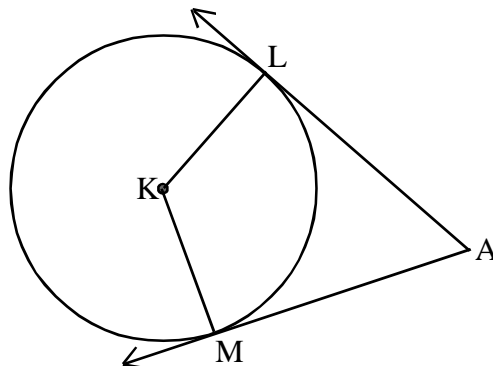
Does the line you constructed pass through the circle center?



### 3. Construct circle K.

Construct tangent lines AL and AM with L and M on circle K.

What do you notice about Segments AL and AM?

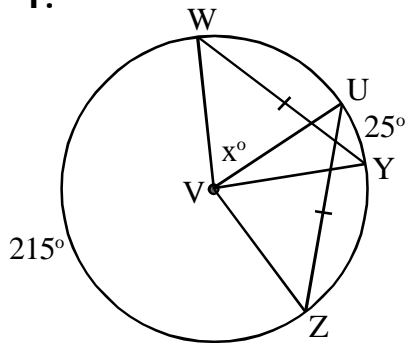


# Chords and Tangents Practice

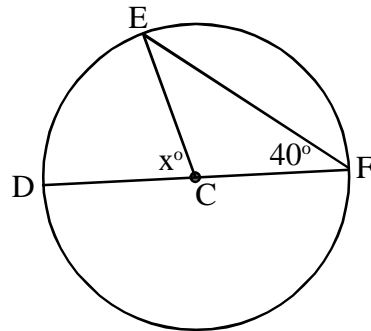
## Geometry 6.2

Determine the length or measure of each x labeled below:

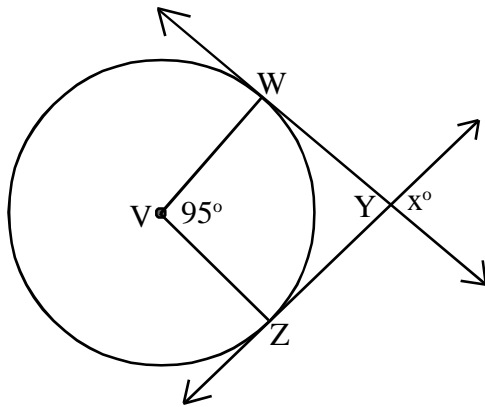
1.



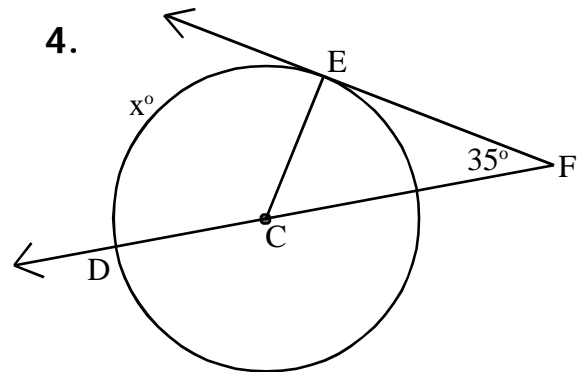
2.



3.

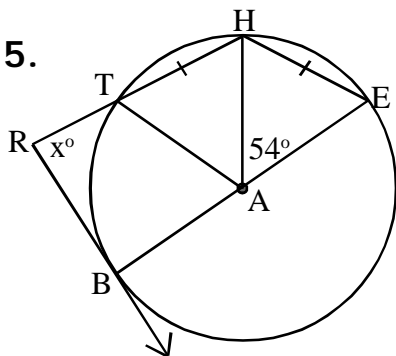


4.

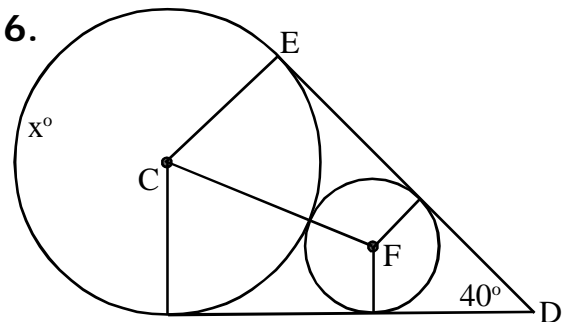


Determine the length or measure of each x labeled below:

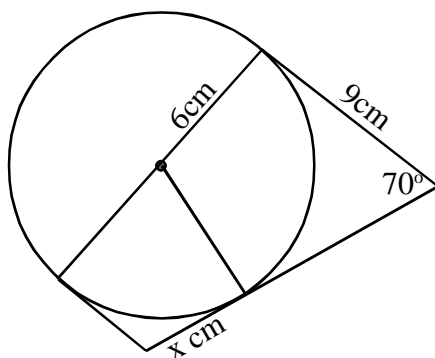
5.



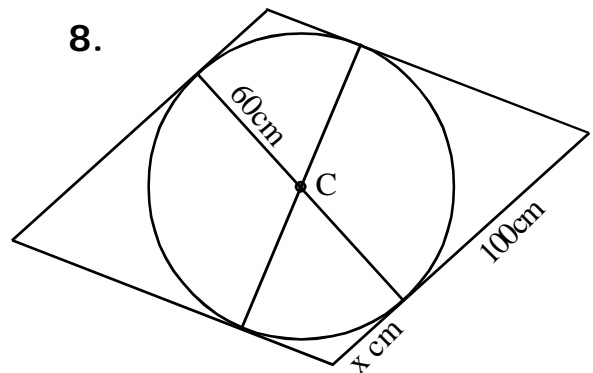
6.



7.



8.

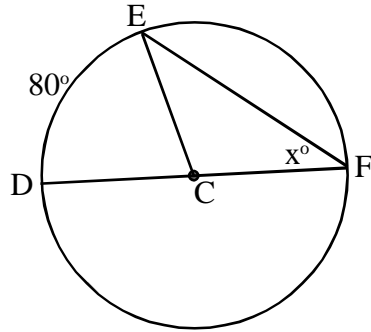


# Arcs and Angles

## Geometry 6.3

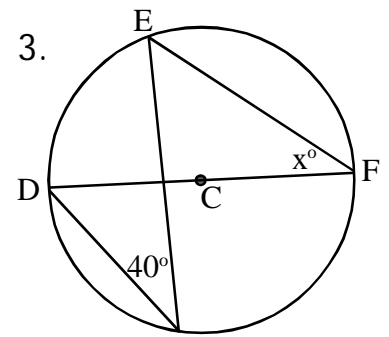
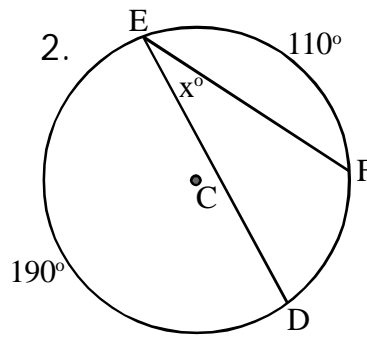
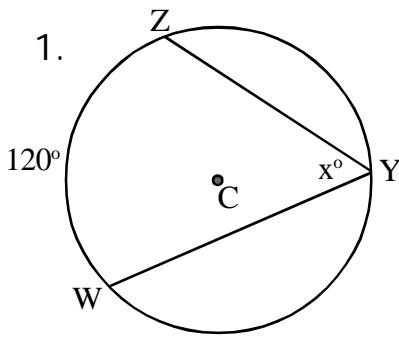
### Inscribed Angles

Compare the measure of the inscribed angle below to the intercepted arc.



The same holds true for all angles inscribed in a circle (the proof is more difficult when the angle does not pass through the circle center).

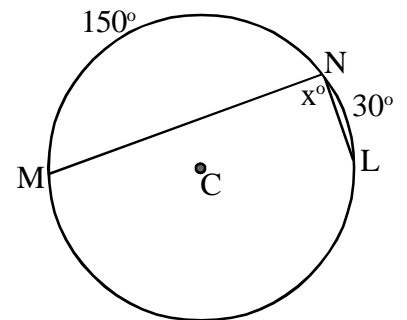
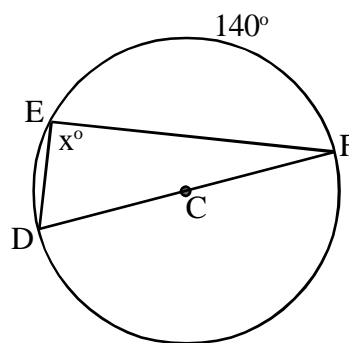
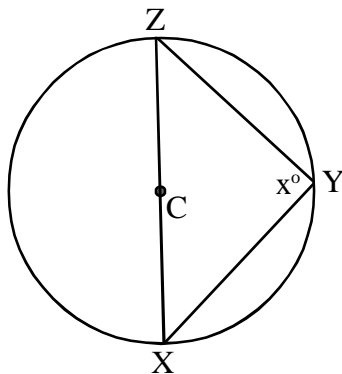
Find each angle measure  $x$ :



Based on figure three, we can conclude that:  
Inscribed angles that intercept the same arc are \_\_\_\_\_.

Consider the following special cases.

Find each angle measure  $x$ :

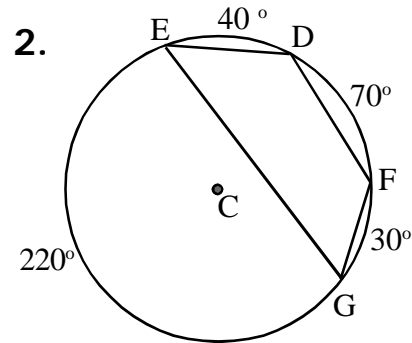
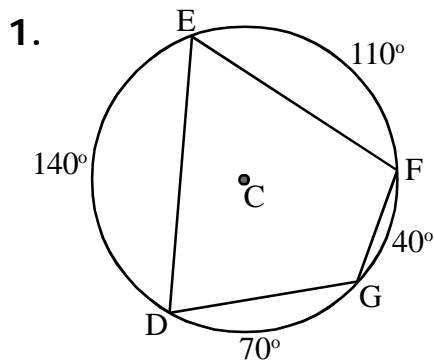


Angles inscribed in a semicircle are always \_\_\_\_\_.

# Arcs and Angles

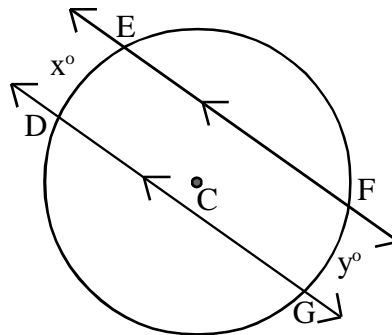
## Geometry 6.3

Look at the inscribed quadrilateral below.  
What relationship can you discover about the angles?

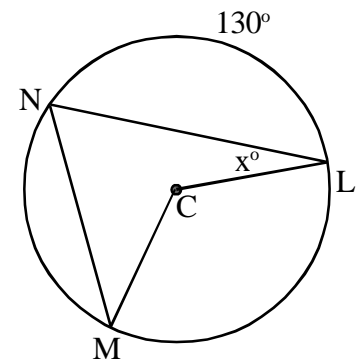
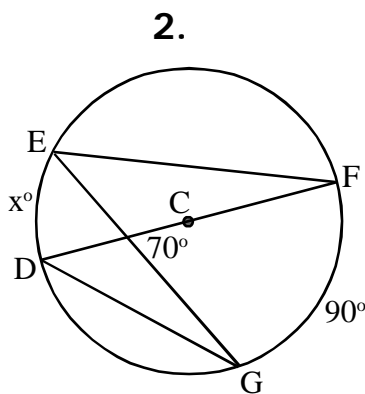
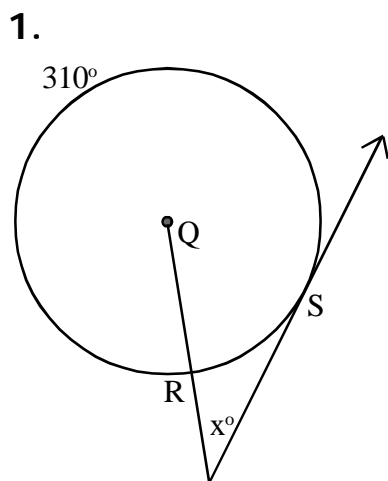


These quadrilaterals are called **cyclic quadrilaterals**.  
In cyclic quadrilaterals, \_\_\_\_\_ angles are \_\_\_\_\_.

Finally, what can you conclude about the intercepted arcs in the figure below?



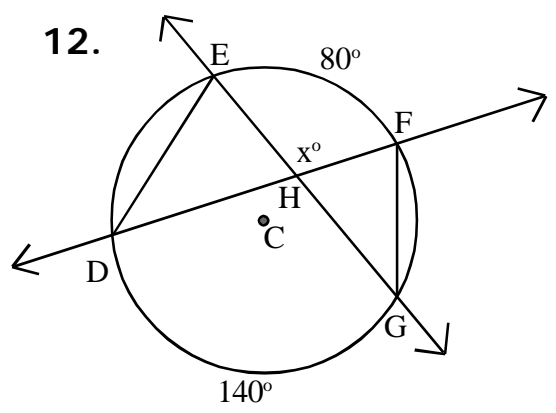
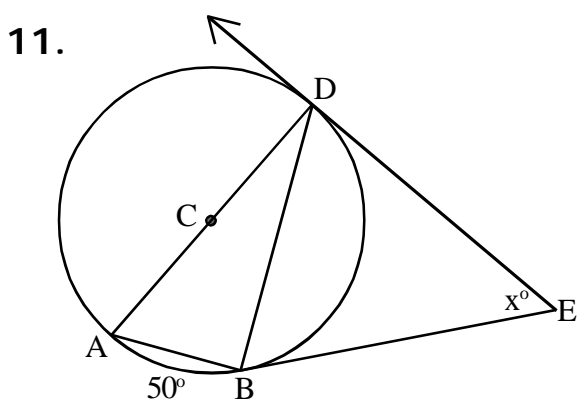
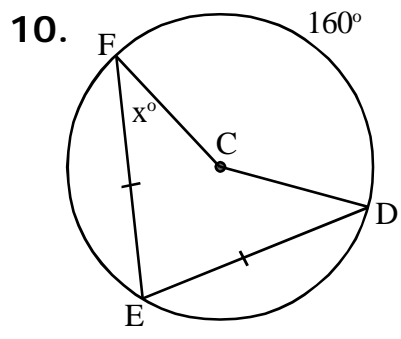
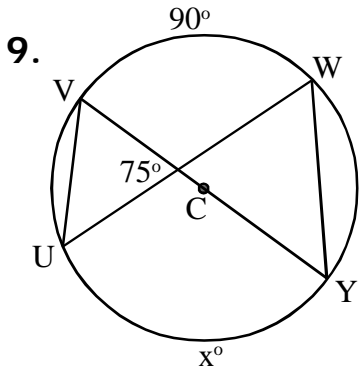
Find each angle measure  $x$ :



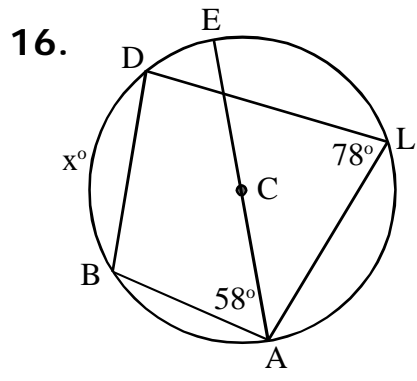
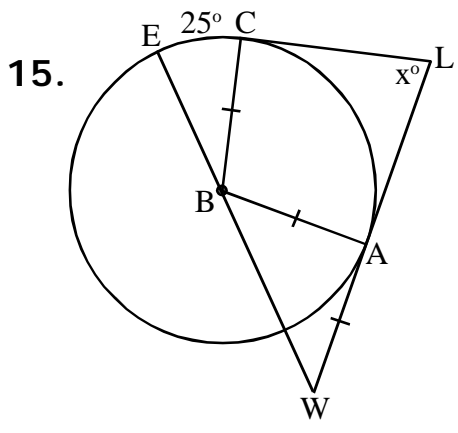
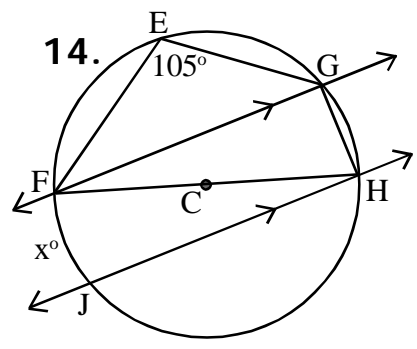
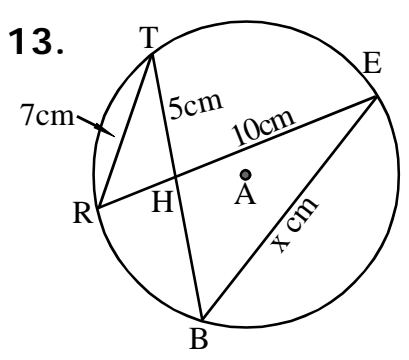
# Arcs and Angles Practice

## Geometry 6.3

Determine the length or measure of each  $x$  labeled below:



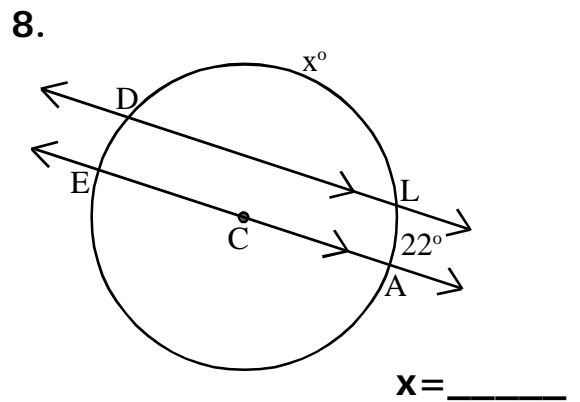
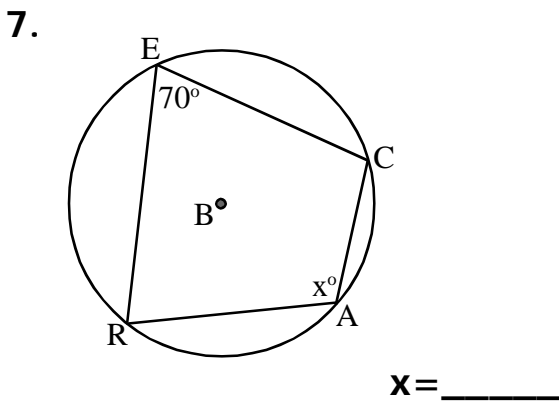
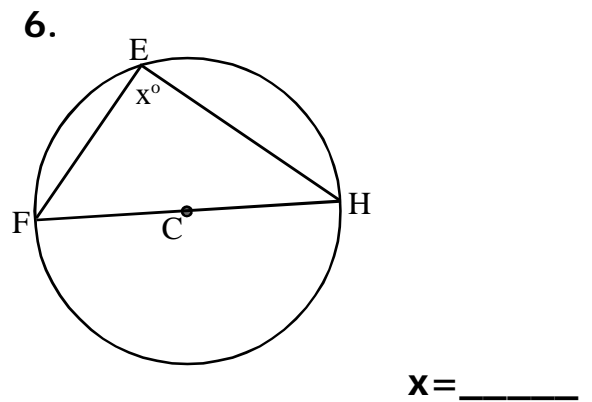
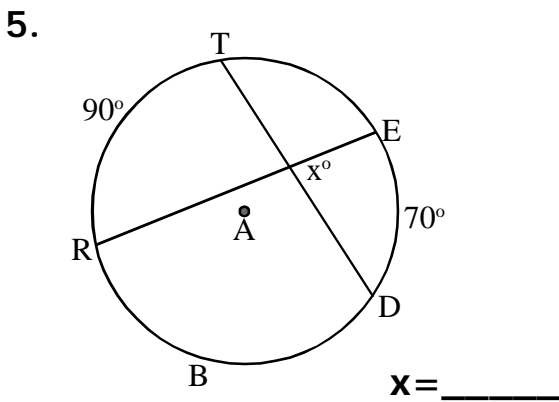
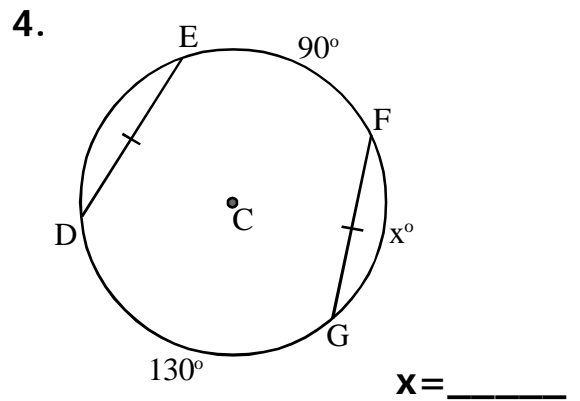
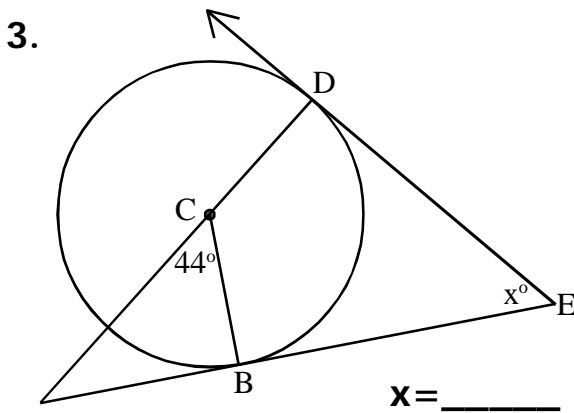
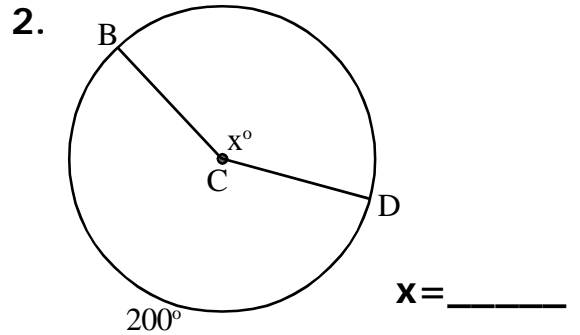
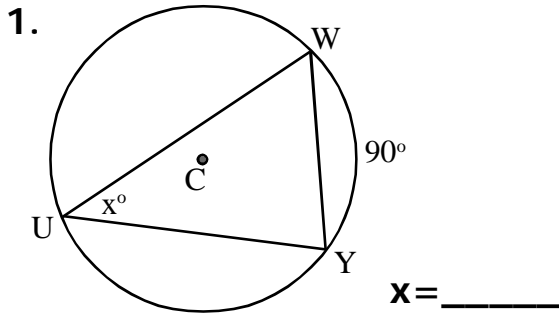
Determine the length or measure of each  $x$  labeled below:



# Practice Quiz: Circle Properties

## Geometry 6.3

Solve for  $x$ . Drawings not necessarily to scale.

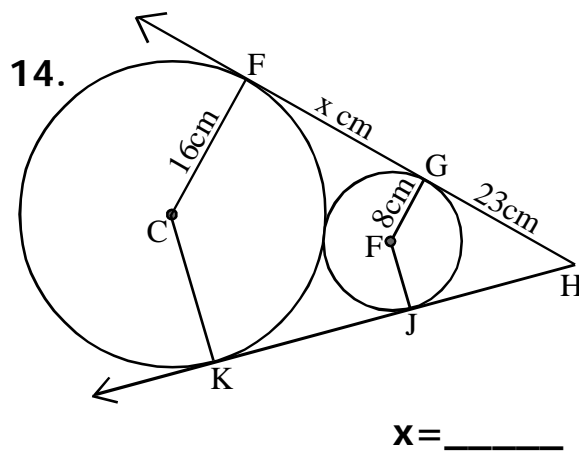
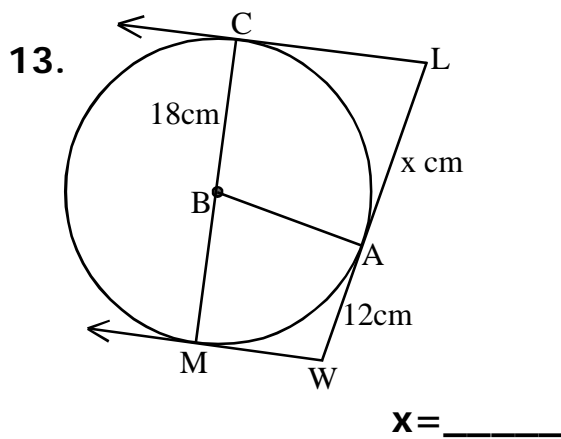
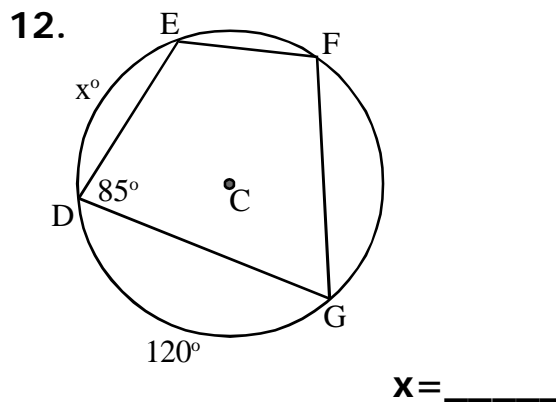
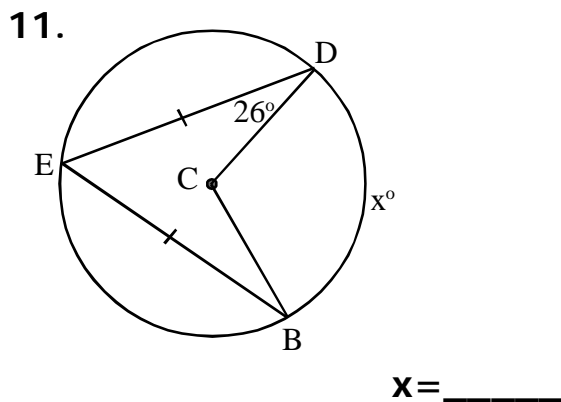
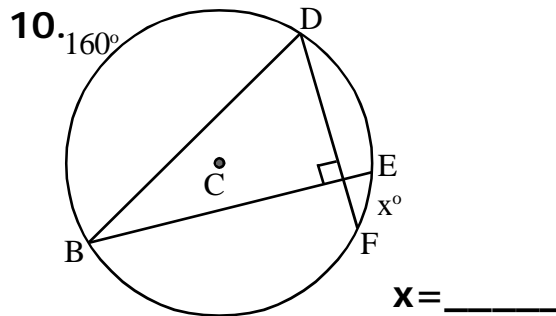
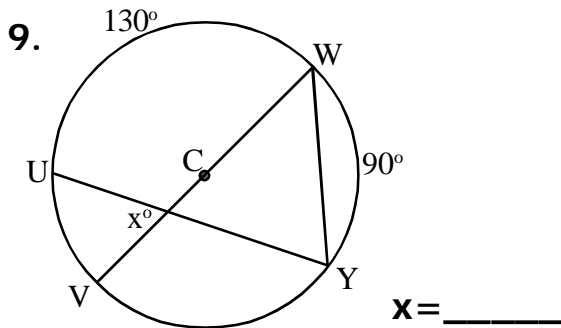




# Practice Quiz: Circle Properties

## Geometry 6.3

**Solve for x:** Drawings not necessarily to scale.



# Circle Proofs

## Geometry 6.4

Some **Algebraic Properties** that are useful when applied to Geometric Proofs:

**Properties of equality:**

Addition, subtraction, multiplication, and division properties of equality:

Substitution:

Transitive Property:

Reflexive Property:

We have been using the **Inscribed Angle Conjecture:**

The measure of an angle inscribed in a circle is half the measure of the intercepted arc.

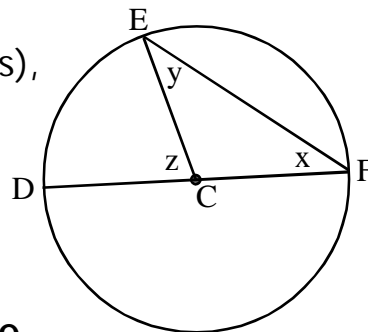
**Prove it:**

**Use:**

Central Angle Conjecture,  
Exterior Angle Conjecture (for triangles),  
Base angles of an isosceles triangle,  
Substitution.

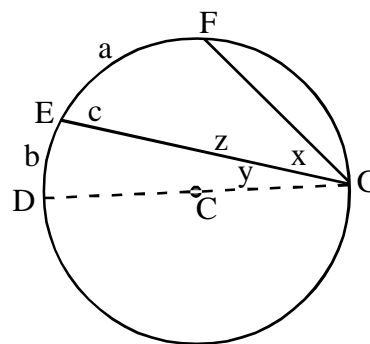
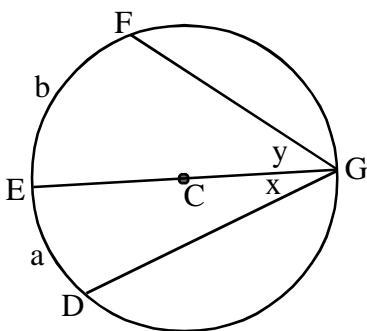
**Show:**

$$m\angle DFE = \frac{1}{2} m\widehat{DE}$$



Use the **Inscribed Angle Conjecture**

to prove the two cases below:



Name/label everything (given)

Use Algebra.

$$\text{Show } m\angle GDF = \frac{1}{2} m\widehat{DF}$$

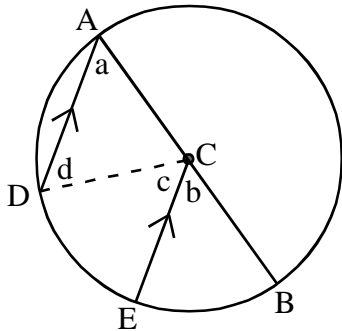
$$\text{Show } m\angle EGF = \frac{1}{2} m\widehat{EF}$$

# Geometry 6.4

## Proofs Practice

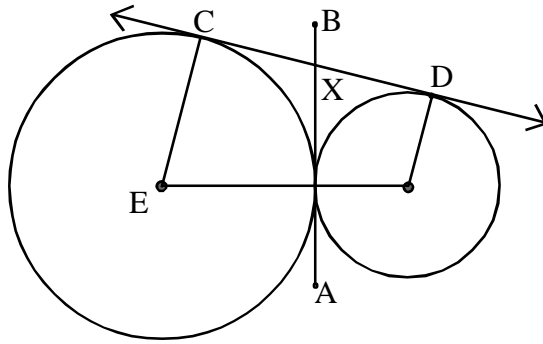
Prove each of the following using a two-column proof:

1. Prove  $\widehat{DE} \cong \widehat{BE}$



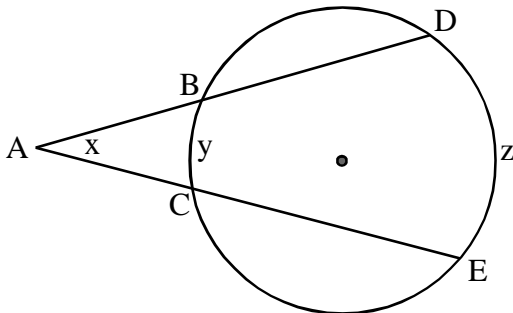
**hint:** This proof relies heavily on the transitive property.

2. Prove  $\overline{AB}$  bisects  $\overline{CD}$  at X



**hint:** You may use the Tangent Segments Conjecture (p. 314).

3. Prove that  $x = \frac{1}{2}(z - y)$



**hint:** Add BE to the diagram.

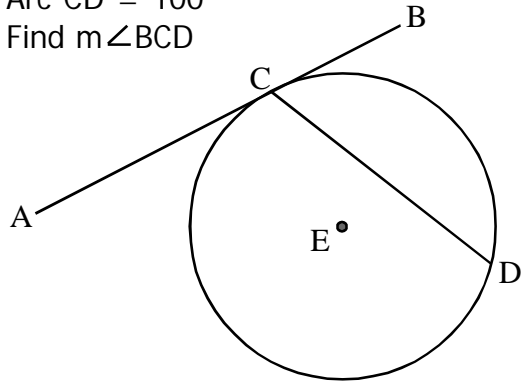
# More Cool Circle Properties

**4. Solve:**

$\overline{AB}$  is tangent to circle E at C.

Arc CD =  $100^\circ$

Find  $m\angle BCD$



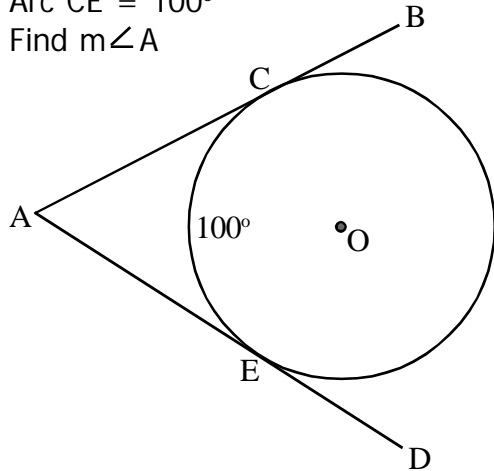
**hint:** Add diameter  $\overline{CF}$ .

**5. Solve:**

$\overline{AB}$  is tangent to circle O at C and AD is tangent at E.

Arc CE =  $100^\circ$

Find  $m\angle A$

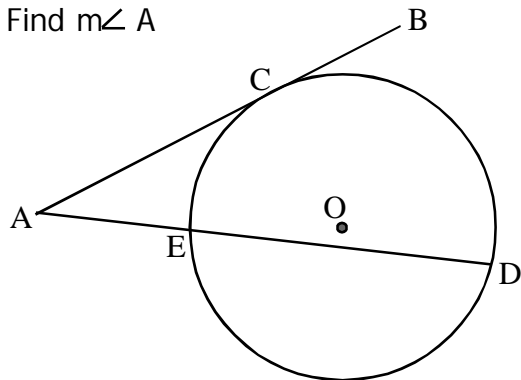


**6. Solve:**

$\overline{AB}$  is tangent to circle O at C.

Arc CD =  $130^\circ$  and arc CE =  $60^\circ$

Find  $m\angle A$



**hint:** Add chord  $\overline{CD}$ . Refer to #4.

# Pi

## Geometry 6.5

**Pi** is the ratio of a circle's circumference to its diameter.

**3.14159** 26535 89793 23846 26433 83279 50288 41971 69399 37510

Pi is computed to millions of digits using a variety of techniques like the following continued fraction:

$$\pi = 3 + \frac{1}{6 + \frac{9}{6 + \frac{25}{6 + \frac{49}{6 + \frac{81}{6 + \frac{121}{\ddots}}}}}}$$

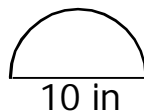
Here is another **method for computing Pi**, computed by Indian Mathematician **Srinivasa Ramanujan** (1887-1920 look him up).

This is the formula that is the basis for most computer estimations of Pi to millions of digits. Looks easy, right?

$$\frac{1}{\pi} = \frac{2\sqrt{2}}{9801} \sum_{k=0}^{\infty} \frac{(4k)!(1103 + 26390k)}{(k!)^4 396^{4k}}$$

**Complete the following** exercises involving Pi before we move on to some more difficult problems:

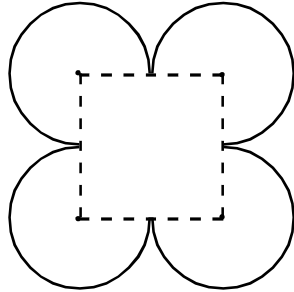
1. Find the radius of a circle whose circumference is  $6\pi$
2. What is the circumference of a circle whose radius is  $1/2$ ?
3. Find the circumference of a circle whose radius is 4cm in terms of pi.
4. A semicircle has a diameter of 10 inches. What is the perimeter of the entire figure?



5. The radius of an automobile tire is 22 inches. The tire has a 40,000 mile warranty. How many rotations will the tire make before the warranty expires? Use the pi button on your calculator to estimate to the nearest whole number of rotations. (1 mile = 5,280 feet)

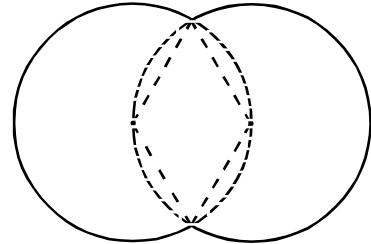
**Find each perimeter in terms of Pi:**

1. The perimeter of the square formed by connecting the radii is 64cm.



Find the perimeter around the outside of the figure.

2. The circles are congruent and have a 3 inch radius.



Find the perimeter around the outside of the figure.

**Solve the following word problems involving Pi and speed:**

1. The radius of the Earth at the equator is 3,963 miles. The earth makes one rotation every 24 hours. If you are standing on the equator, you are spinning around the Earth at a very high speed. Standing on the poles, you are only rotating. How fast are you 'moving' around the center of the Earth while standing on the equator (to the nearest mph).
2. Kimberly is jumping rope. The rope travels in a perfect circle with a diameter of 7 feet. She can skip 162 times in a minute if she really tries. How fast is the center of the jump rope traveling as she jumps rope?
3. A compact disc has a radius of approximately 2.25 inches. Your high-speed disc burner spins the CD at 8,000 RPM (revolutions per minute). What is the speed at the edge of the disc to the nearest mile per hour?

**Challenge:** Approximate the radius of orbit for the moon.

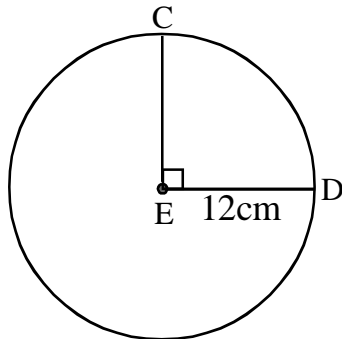
1. The moon takes approximately 28 days to travel around the Earth. It is traveling at a relative speed of about 2,230 mph around the earth. What is the radius of the moon's orbit (Based on the statistics given, what is the distance from the Earth to the moon to the nearest mile?).

# Arc Length

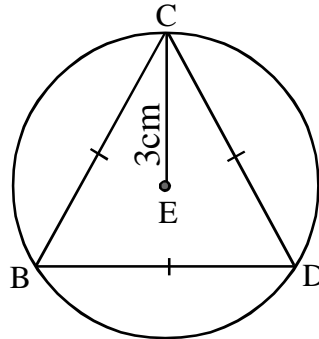
## Geometry 6.7

Determine the arc length for each figure below in terms of pi:

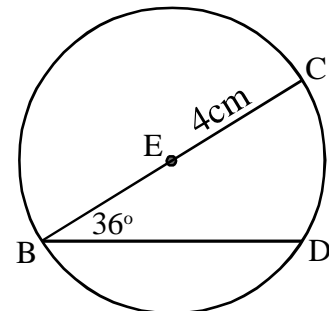
$$\widehat{CD} = \underline{\hspace{2cm}}$$



$$\widehat{CD} = \underline{\hspace{2cm}}$$



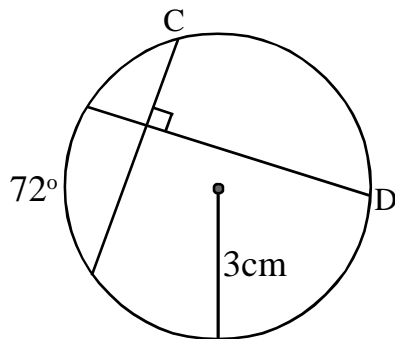
$$\widehat{CD} = \underline{\hspace{2cm}}$$



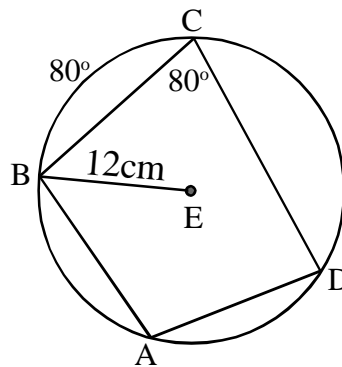
**Arc length can be found using a fraction of the circumference.**

Determine the arc length for each figure below in terms of pi:

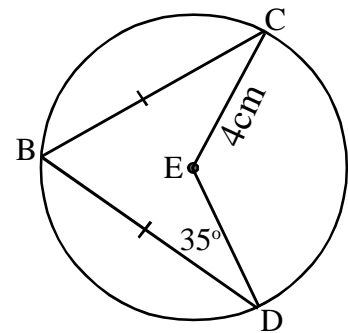
$$\widehat{CD} = \underline{\hspace{2cm}}$$



$$\widehat{CD} = \underline{\hspace{2cm}}$$

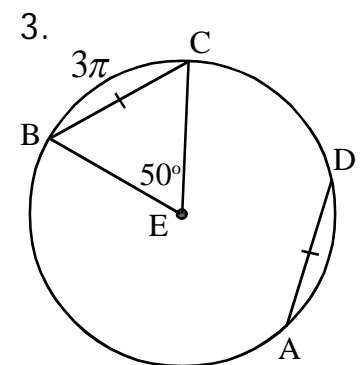
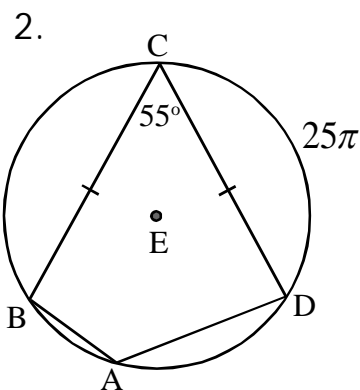
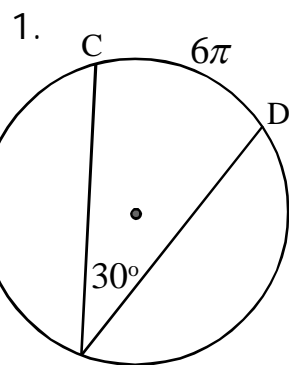


$$\widehat{CD} = \underline{\hspace{2cm}}$$



**Work in reverse:**

Find each radius.



# Review

## Geometry 6.7

What have we learned?

**Conjectures: (Theorems)**

**Chords Arcs Conjecture:** Congruent Chords define Congruent Arcs.

**Chord Perpendicular Bisectors:** The perpendicular bisector of a chord passes through the center of the circle.

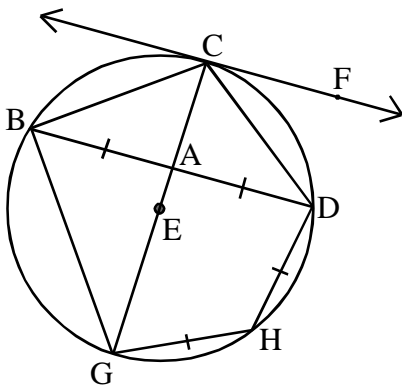
**Tangent Conjecture:** Tangents are Perpendicular to Radii.

**Tangent Segments Conjecture:** Intersecting tangent lines are congruent.

**Inscribed Angle Conjecture:** Inscribed angles are half the measure of intercepted arcs.

**Cyclic Quadrilaterals Conjecture:** Opposite angles are supplementary.

**Parallel Lines Conjecture:** Intercepted arcs of parallel lines are congruent.



Can you prove  $CF \parallel BD$ ?

Can you prove  $\widehat{BD} \cong \widehat{BG}$ ?

Can you prove  $\widehat{BC} \cong \widehat{CD}$ ?

How do you know  $\angle BGH$  and  $\angle HDB$  are supplementary?

How do you know  $\angle ACF$  is a right angle?

Can you prove that  $\angle CAD$  is a right angle?

$\angle FCD = 32^\circ$ . Find the measures of all minor arcs in the figure.

What is the measure of  $\angle H$ ?

$\widehat{BC} = 16\pi$  inches. What is the radius of circle E?

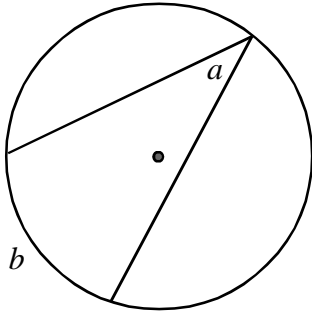


# Geometry

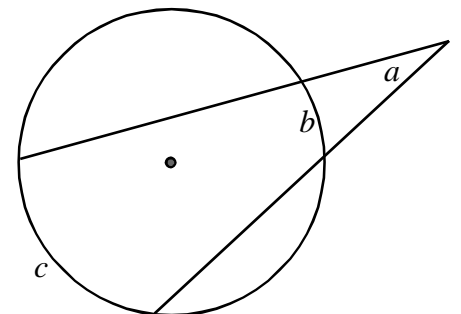
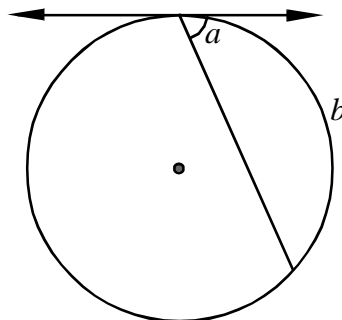
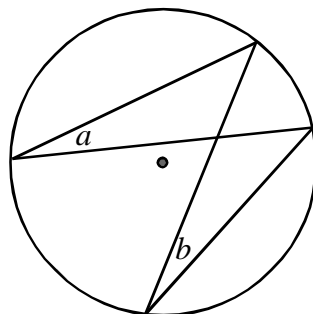
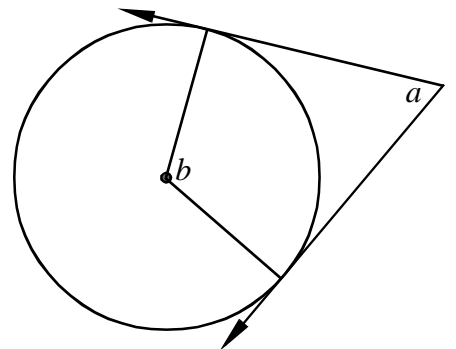
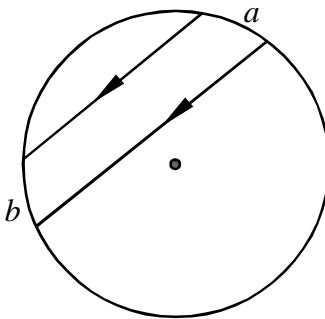
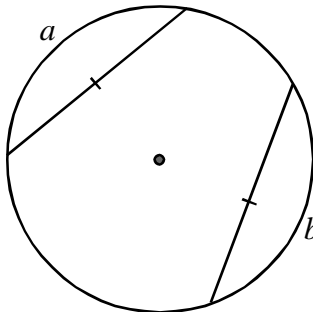
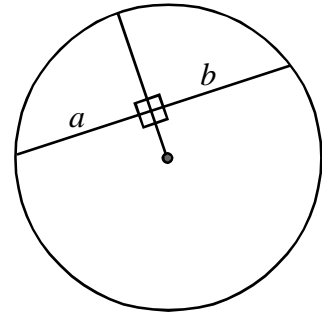
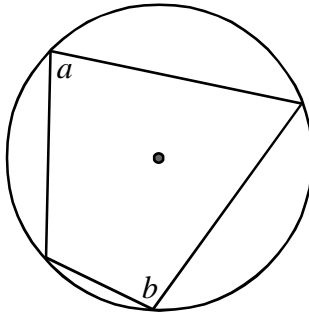
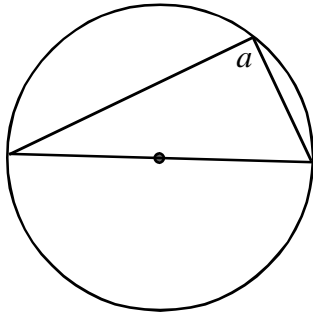
## Review

Write a relationship demonstrated by each diagram.

Example:



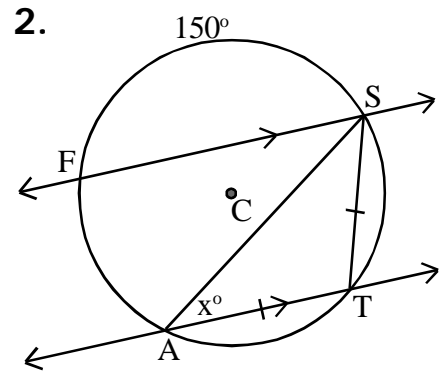
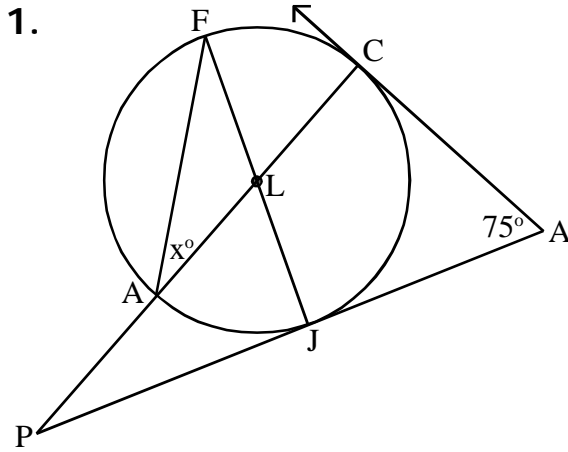
$$a = \frac{1}{2}b$$



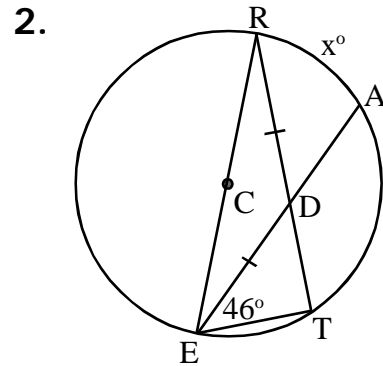
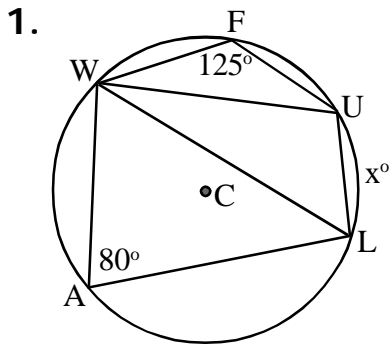
# Review

# Geometry 6.7

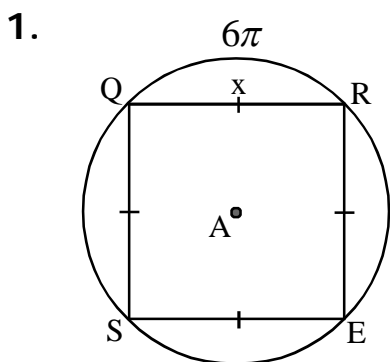
Find the missing angle measure  $x$  for each figure below.



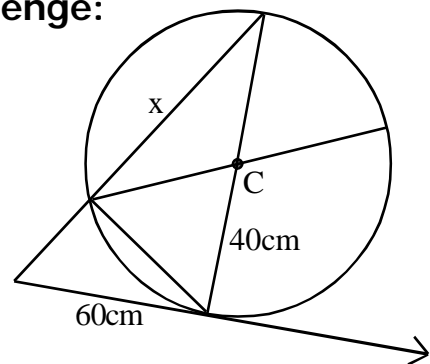
Find the missing arc measure  $x$  for each figure below.



Find the missing length  $x$  for each figure below.



Challenge:



hint:  $a^2 + b^2 = c^2$

leave answer in radical form

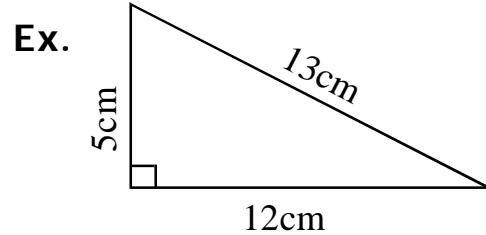
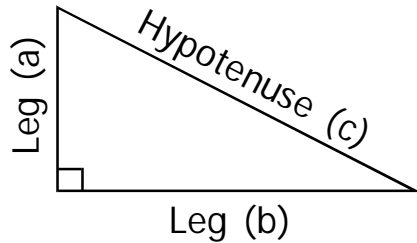
hint:  $a^2 + b^2 = c^2$

# Pythagorean Introduction

**The Pythagorean Theorem** is useful in solving all sorts of problems. Because right angles appear so often in circles, it is necessary to give a brief introduction to the Pythagorean Theorem before moving farther.

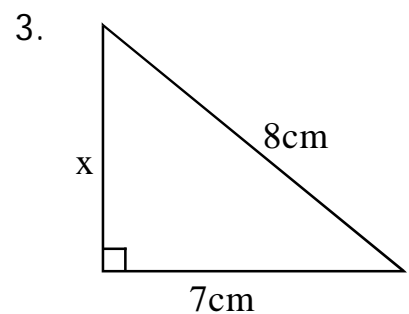
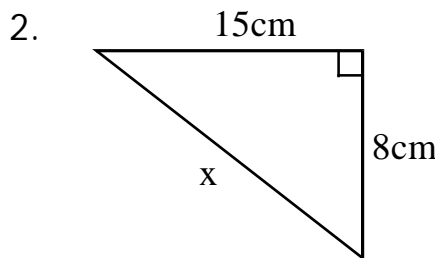
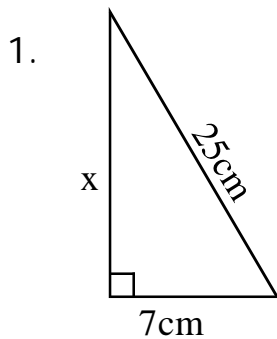
## Pythagorean Theorem:

The sum of the squares of the legs of a right triangle is equal to the square of the hypotenuse, or more familiar to most:  $a^2 + b^2 = c^2$



**Practice:** Solve for x in each.

Leave answers in radical form where applicable.



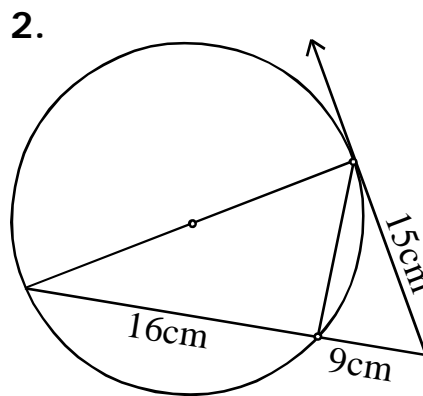
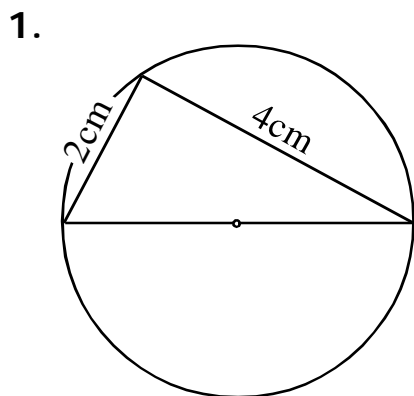
**Remember how to simplify Square Roots:**

1.  $\sqrt{12}$

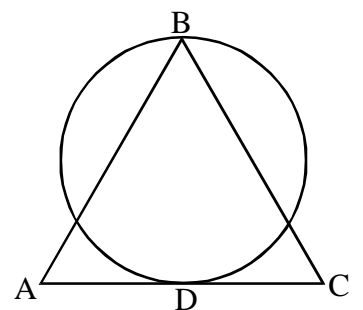
2.  $\sqrt{72}$

3.  $\frac{5}{\sqrt{2}}$

**Now, find the area of each circle in terms of Pi:**



3.  $\triangle ABC$  is equilateral.  
with  $AC=8\text{cm}$

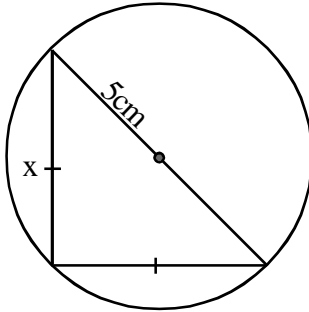


# Pythagoras and the Circle

## Geometry 6.7

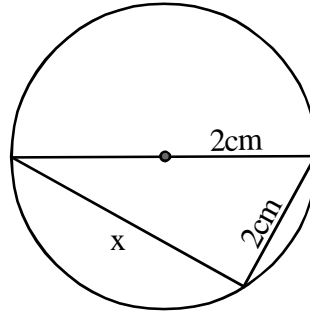
Solve for x in each of the following diagrams:

1.



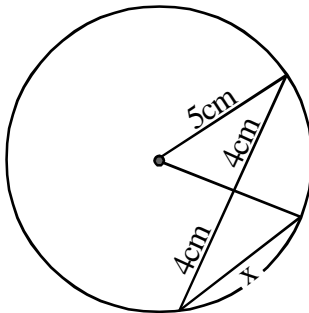
x \_\_\_\_\_

2.



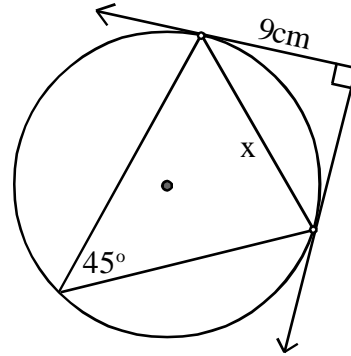
x \_\_\_\_\_

3.



x \_\_\_\_\_

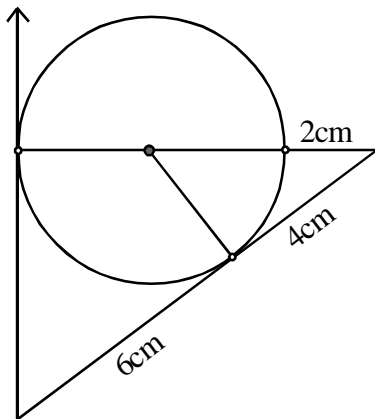
4.



x \_\_\_\_\_

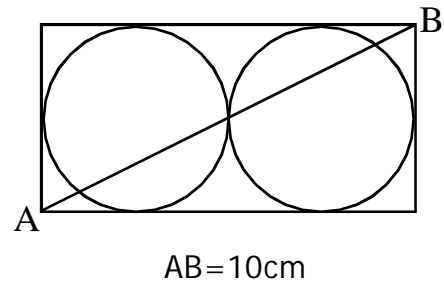
Find the area of each circle below: Circle Area =  $\pi r^2$

5.



Circle Area \_\_\_\_\_  $\pi$  cm<sup>2</sup>

6.



Circle Area (each) \_\_\_\_\_  $\pi$  cm<sup>2</sup>

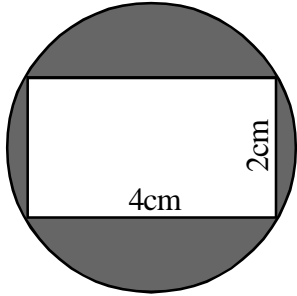
# Geometry 6.7

## Pythagoras and the Circle

**Find the shaded area in each diagram below:**

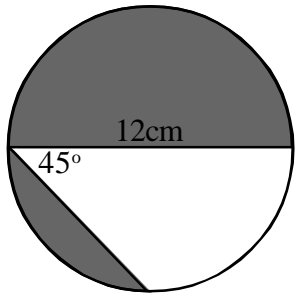
Answers should be expressed in terms of Pi and in simplest radical form where applicable.

7.



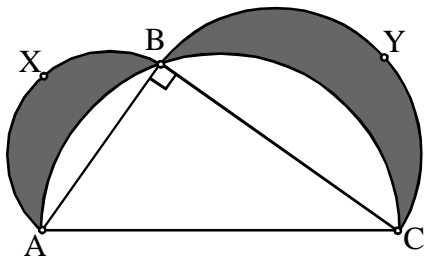
Area \_\_\_\_\_  $\text{cm}^2$

8.



Area \_\_\_\_\_  $\text{cm}^2$

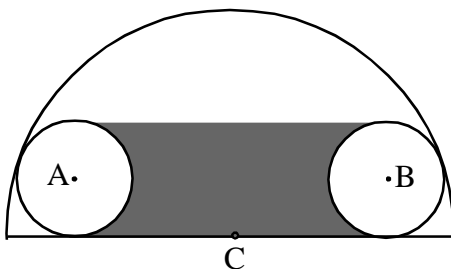
9.



The shaded areas are called 'lunes'.  
 ABC, AXB, and BYC are all semicircles.  
 AB = 16, BC=30. Find the combined area of the shaded lunes.

Area \_\_\_\_\_  $\text{cm}^2$

10.



Small circles of radius 5 are placed inside a semicircle of radius 18 so that the smaller circles are tangent to the large semicircle. Find the shaded area.

For hint: Read this upside-down in a mirror. Hint: Find length AC

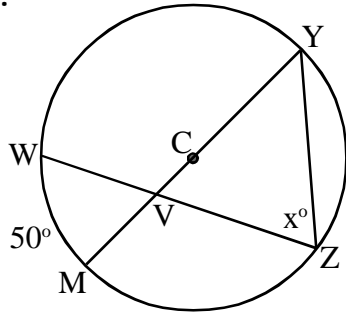
Area \_\_\_\_\_  $\text{cm}^2$

# Circle Properties Practice Test

## Geometry 6.7

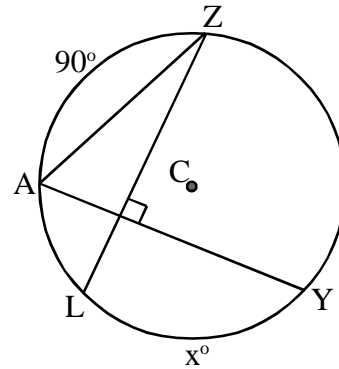
Solve for  $x$  in each of the following diagrams:

1.



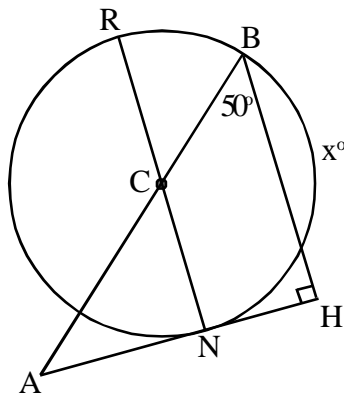
$x$  \_\_\_\_\_

2.



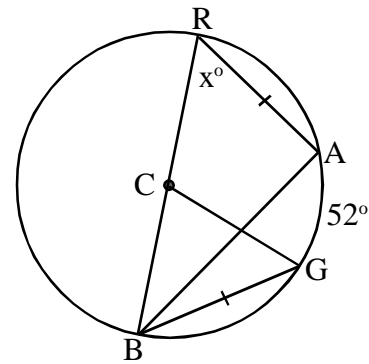
$x$  \_\_\_\_\_

3.



$x$  \_\_\_\_\_

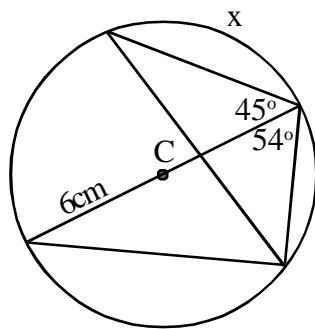
4.



$x$  \_\_\_\_\_

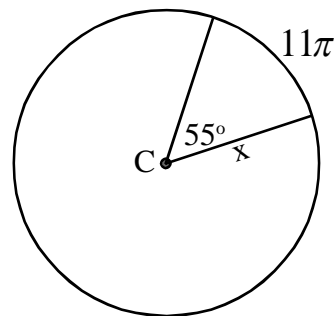
Find the missing length for each figure below (in terms of pi where applicable):

5.



$x$  \_\_\_\_\_

6.



$x$  \_\_\_\_\_

7. The tire of a car traveling 30 mph makes 500 rotations per minute. What is the radius of the tire? note: 1 mile = 5,280 feet. Round to the nearest inch.

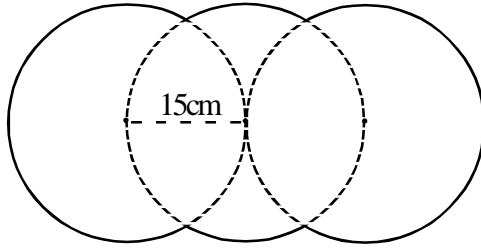
7. \_\_\_\_\_

# Circle Properties Practice Test

## Geometry 6.7

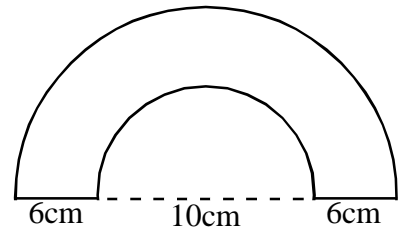
Find the perimeter of each figure:

8.



perimeter of the figure: \_\_\_\_\_

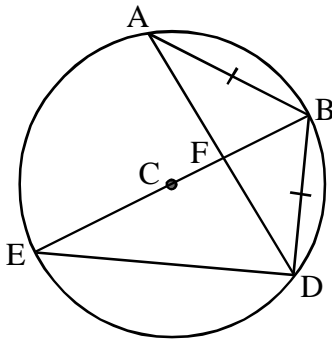
9.



perimeter of the figure: \_\_\_\_\_

10. Prove:

In the figure below, prove that  $\angle ADB \cong \angle BED$ .



You may use the conjecture names or brief descriptions to justify each step. Remember to list given information.

---

---

---

---

---

---

---

---

---

---



---

---

---

---

---

---

---

---

---

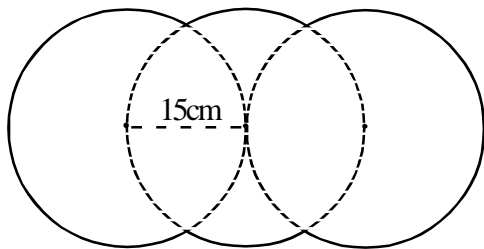
---

# Circle Properties Practice Test

## Geometry 6.7

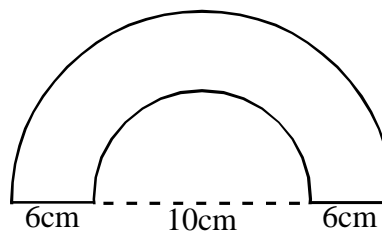
Find the perimeter of each figure:

8.



perimeter of the figure: \_\_\_\_\_

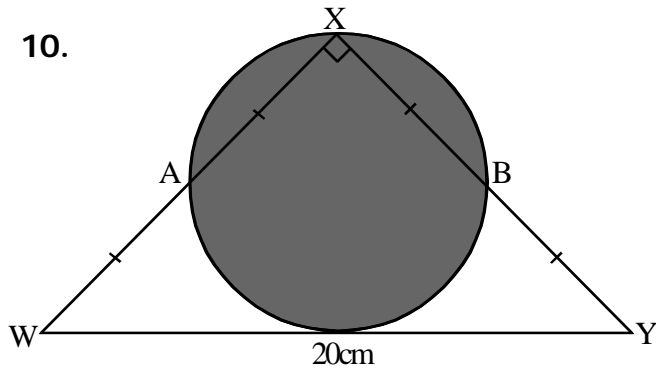
9.



perimeter of the figure: \_\_\_\_\_

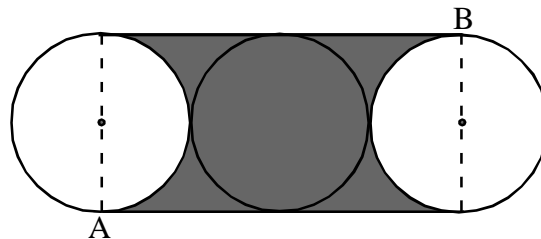
Find the area of each shaded region (in terms of pi where applicable):

10.



total shaded area: \_\_\_\_\_

11.  $AB = 2\sqrt{5}$



(this one is a little harder than the real test question, but you should be able to do it)

total shaded area: \_\_\_\_\_

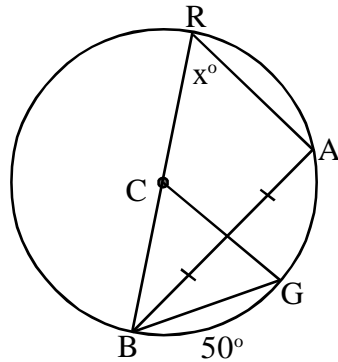


# Geometry 6.7

## Review Problem Set

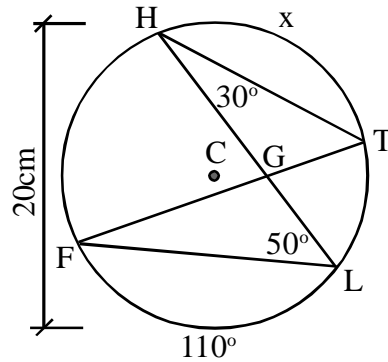
1. Find the missing angle measure  $x$ :

\_\_\_\_\_



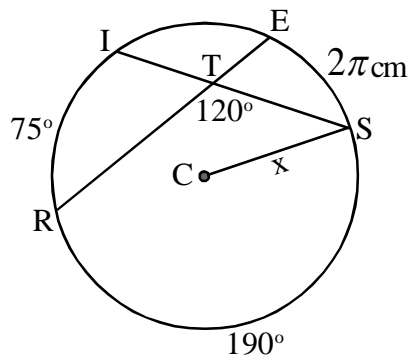
2. Find the missing length  $x$  in terms of  $\pi$ :

\_\_\_\_\_



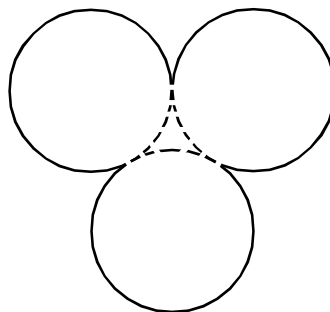
3. Find the missing radius:

\_\_\_\_\_



4. Find the perimeter if the congruent circles have radii of 5cm:

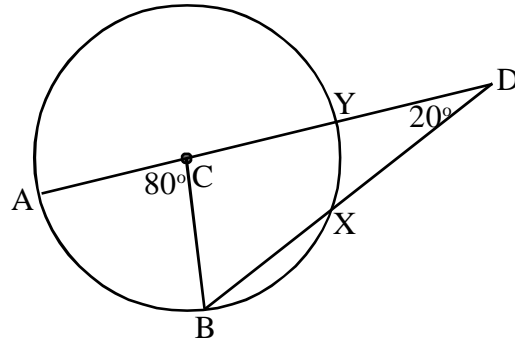
\_\_\_\_\_



# Challenge Problem Set

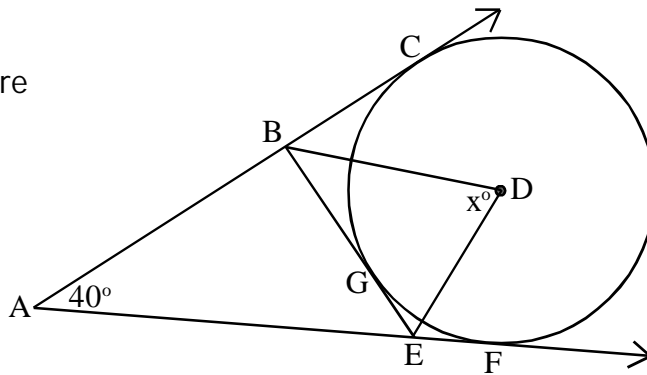
5. Find the measure of arc XB.

\_\_\_\_\_



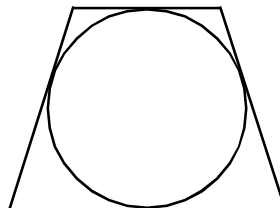
6. Find the measure of angle BDE.

\_\_\_\_\_



7. Segment  $AB$  is tangent to circle  $C$  at point  $B$ . If  $AB = 8\text{cm}$  and the circle radius is  $6\text{cm}$ , what is the shortest possible distance  $AX$  where  $X$  is a point on the circle?

8. What is the area of the circle inscribed within an isosceles trapezoid whose bases are  $9\text{cm}$  and  $16\text{cm}$  long? Express your answer in terms of  $\pi$ .



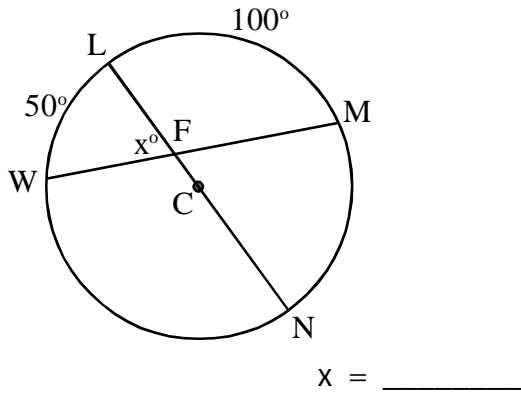
# Geometry 6.7

## Circle Properties

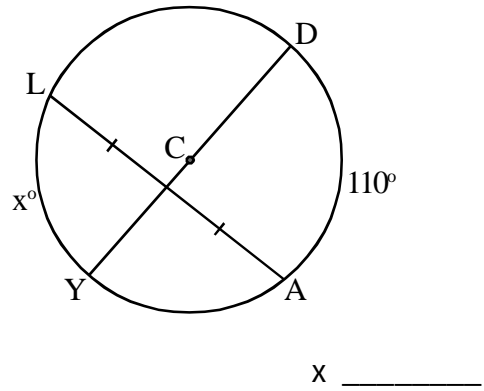
### Practice

Solve for  $x$  in each:

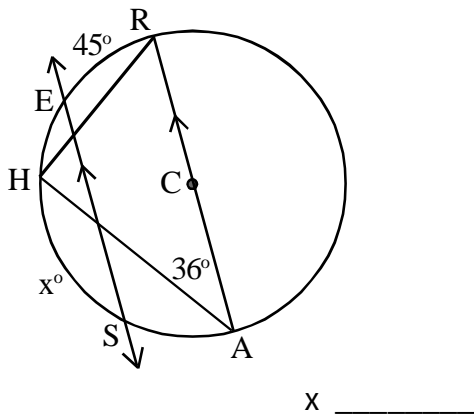
1.



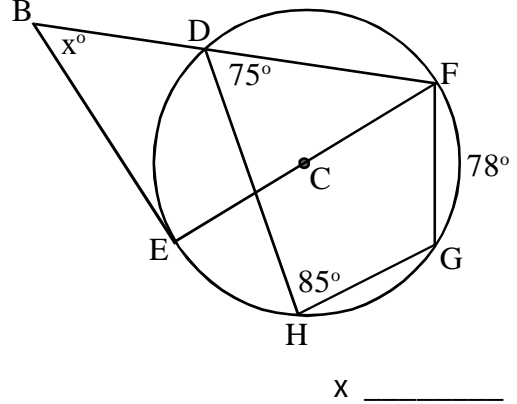
2.



3.

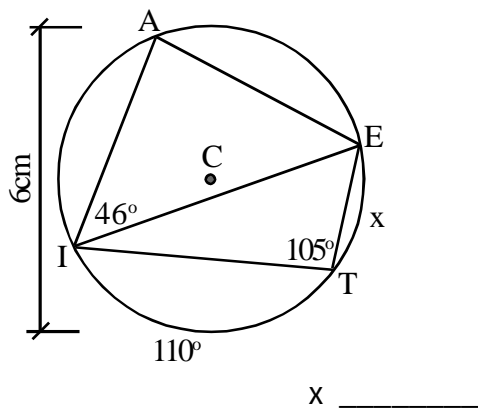


4.

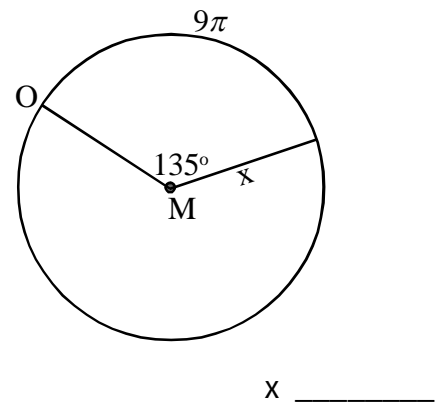


Find the missing length for each figure below (in terms of pi where applicable):

5.



6.



# Circle Properties

## Geometry 6.7

### Practice:

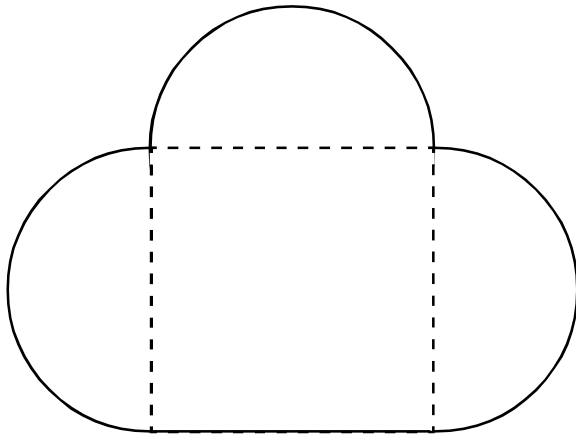
Solve each.

7. The track coach at UNC wants an indoor track that is banked and a perfect circle, sized so that if a runner can finish one lap in one minute, he will be traveling at 15mph. What should the radius of the track be? (to the nearest foot, 5280ft = 1mile.)

7. \_\_\_\_\_

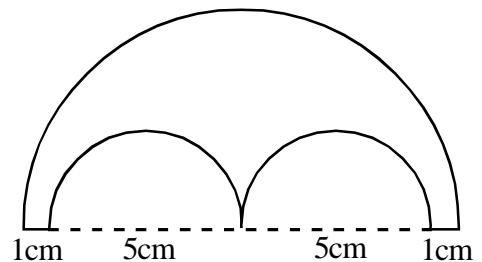
### Find the perimeter of each:

8. The perimeter of the interior square is 11 inches.



perimeter of the figure: \_\_\_\_\_  
(to the nearest tenth)

- 9.



perimeter of the figure: \_\_\_\_\_  
(in terms of pi)

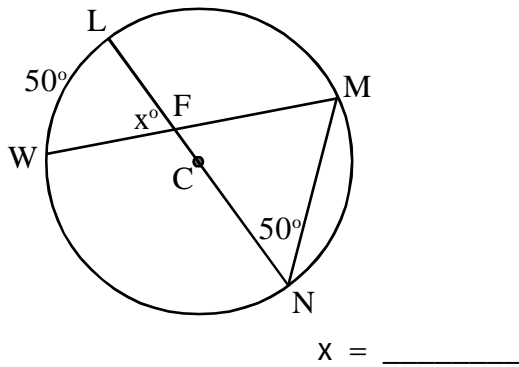
# Circle Properties Retake Work

## Geometry 6.7

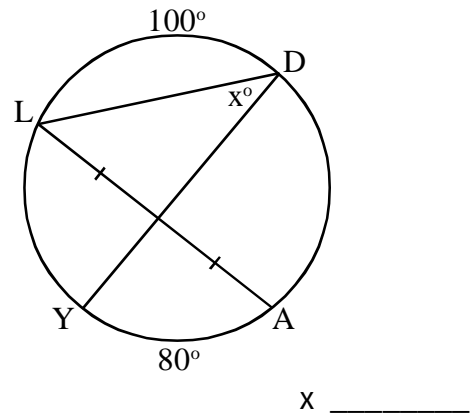
### Practice

Solve for  $x$  in each:

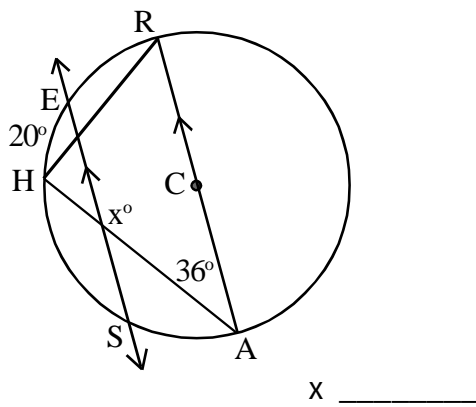
1.



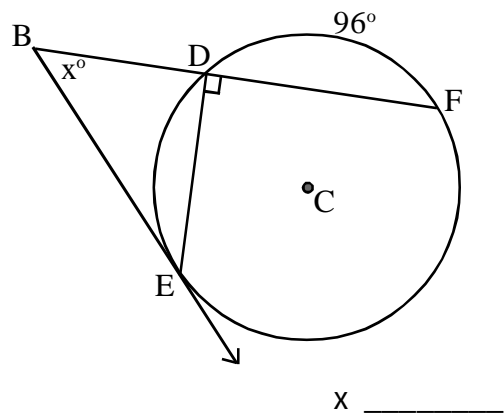
2.



3.

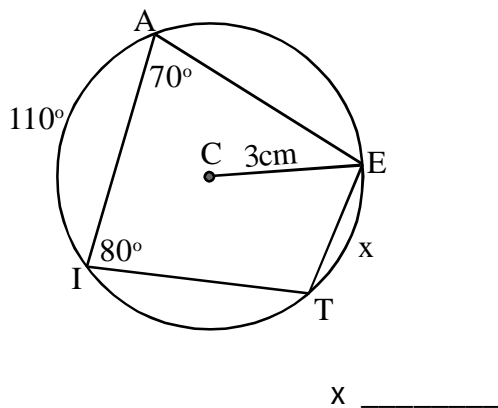


4.

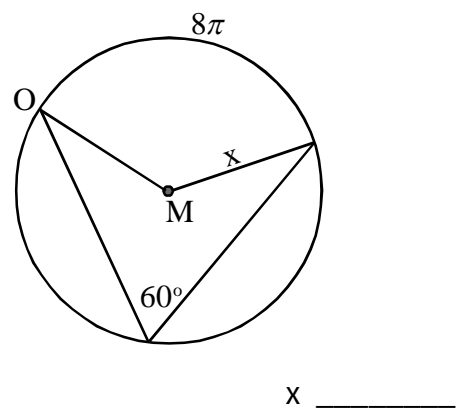


Find the missing length for each figure below (in terms of pi where applicable):

5.



6.



7. A racetrack has two semi-circular turns, each with a radius of 1000ft, and two straight-aways, each 2000 feet long. To the nearest second, how long will a car traveling 120 miles per hour take to complete one lap on the track?



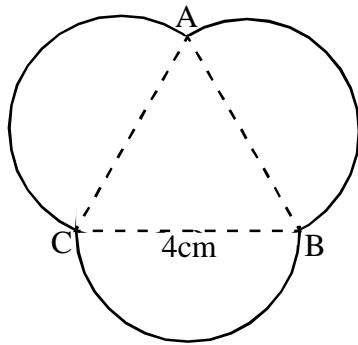
7. \_\_\_\_\_

# Circle Properties Retake Work

## Geometry 6.7

Find the perimeter of each figure (outside the figure only):

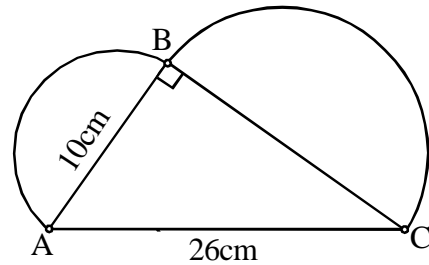
8.



(Triangle ABC is equilateral.)

perimeter of the figure: \_\_\_\_\_  
(to the nearest tenth)

9.

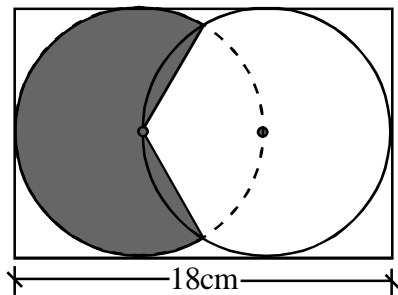


(Hexagon ABCDEF is regular.)

perimeter of the figure: \_\_\_\_\_  
(in terms of pi)

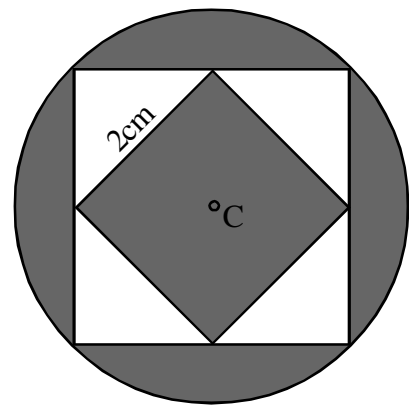
Find the area of each shaded region (in terms of pi where applicable):

10.



total shaded area: \_\_\_\_\_

11.



The vertices of the smaller square are the midpoints of the larger square, which is inscribed in circle C.

total shaded area: \_\_\_\_\_